



Northwest Scale Aero-Modelers



VOLUME 6, ISSUE 1

Jan-March 2016

~ Director's Corner ~

It is with great sadness we had to say goodbye to a competitor, supporter, judge & friend Mike Richardson. Our condolences go out to the Richardson family. Big Mike will be missed!



I want to wish everyone health & happiness in the coming year. I want to thank all members & Area Coordinators for your support of our efforts & the NWSAM organization. Without you, we wouldn't have been as successful as we are. We set a new attendance record of 40 for the NWSAM Championship & had a total of 5 sanctioned scale contests in the North West! Why is this significant you ask? We are blessed with more scale events here in the NW than any other area in the Country! So, yes it's a big deal. We also surpassed the attendance for the U.S. Scale Masters Championship for 2 years in a row! Unfortunately the Red Apple Flyers will not be hosting the 2016 Scale Masters Championship. More details on that from Del Herring.

Looking forward to 2016 I want to report that things are already underway. We have firm dates on all contests. Here are the event dates we have so far.

May 13th – 15th Shelton, WA Tom Strom Jr. CD
June 17th – 19th North Idaho Tim McGee CD
July 15th – 17th Vernon BC Roly Worsfold CD
August 5th – 7th North Plains, OR Scott Enochs CD

September 8th – 11th Wenatchee, WA Del Herring CD

I have also received confirmations on 2 non-competitive fly-ins and NW Hobby Expo for 2016.

January 29th – 31st NW Hobby Expo Monroe, WA
August 13th & 14th 20th Annual High Country Giant Scale Morrison Field BC Roly Worsfold CD
August 13th & 14th Warbirds Over Wenatchee Red Apple Flyers Ray Hoffman CD

I want to make the membership & contestants aware of a few Rule Book changes for 2016. The Touch & Go is now 1 maneuver, not 2, the Spot Landing is narrowed to 50 feet, not 100 feet, and the Multi-engine maneuver option has been eliminated. We have added a Pro/Am class which is the Pro/Am Unlimited Class. There is a move up requirement for this class also. The requirement is the winner of the Pro/Am Pro Class at the 2016 NWSAM Championship shall be required to move up to Pro/Am Unlimited Class for 2017. A contestant can still move up voluntarily, but then cannot go back to the lower class in the future. The classes for the 2016 contest season will be:

Expert
Team
Advanced
Pro/Am Unlimited
Pro/Am Pro
Pro/Am Sportsman

All of the Pro/Am classes static scores will be 5 points. This is to also allow Qualifying for the USSMA Championships. I have it on good authority that there are already 4 contestants in the Pro/Am Unlimited Class for 2016! If you choose to move up to a higher Pro/Am Class voluntarily, your lower NWSAM Championship Pro/Am Class score will follow you up for 2016. I for one will be doing my best to attend all of the NW Eligibility events in 2016. I hope to see you at the events also. This leads me to my next bit of news!

~ Northwest Scale Aero-Modelers Newsletter ~

Volume 6, Issue 1 Jan-Mar 2016

Page 2

I went & did it! As of the 20th of December 2015, I am no longer working for the Boise City Fire Department. I retired with 27 ½ years of credited service! Terri will leave her employment in July & officially retire in September. Wenatchee here we come!

Cheers,
Mike Ingram
Director NWSAM



~ Vice Director ~

We are ending our best year yet. 2016 looks even brighter. Today we are farther along in planning and event scheduling than ever before. The updated rulebook is almost ready. The process of updating the judging score sheets is well underway. We are working on setting up training sessions for judges.

Communications across the organization are very important. Your input is highly valued. The current buzz phrase. "If you see something say, something". Works for us too. Organizations that run in a vacuum don't do well. Talk to your regional guys or call Mike and myself we are always glad to hear from you.

Now that the schedule for competitions is published (NWSAM.org), we can start planning the various fly in and specialty events. For maximum attendance try to schedule at least two weekends away from a completion event.

Looking forward to 2016, Merry Christmas everyone and have a great New Year.



~ Paul Fleming ~
Vice Director NWSAM



~ Northwest Scale Aero-Modelers Newsletter ~

Volume 6, Issue 1 Jan-Mar 2016

Page 3


Washington West

Coordinator:

Robert Bailey

Not a whole lot going on with scale on the west side this time of year. That being said, I have been working on a vintage build I thought I would share with everyone! I am building a 1960's era Jetco Navigator

flying boat. This is the first RC airplane I built back around 1980. I sold her around 1990, so it's fun and nostalgic to build this one from a new in box kit I bought on EBay. Price tag on the box says \$16.95, but I paid a little more than that! She has a strip planked deck and hull, and originally designed for free flight or single channel RC. The plans show installation of an escapement servo! I have been making some mods such as widening the hull, and adding splash rails for more floatation. I also raised the horizontal stab 3/8" to keep it out of the water, and added dowl and wing bolt system instead of rubber bands to mount the wing. Covering is vintage Coverite Microfilm which is very light but strong. Power is OS .15LA, has 52" wingspan, and weighs roughly 3.5 to 4 pounds. Love the water flyers!!



Washington East

Coordinator:

Del Herring

~ No Article Submitted ~

Oregon

Coordinator:

Rod Madison

~ No Article Submitted ~

Alaska

Coordinator:

Open

~ No Article Submitted ~

Montana

Coordinator:

Open

~ No Article Submitted ~

Idaho

Coordinator

Tim McGee

Hello everyone! I have some exciting new additions to our facility to share! New for this year is a shower house, a 1,300' road race course for gas, nitro, and electric trucks and buggies, and a rock crawler course! These should make for great additions and attractions! Looking forward to all the 2016 has to offer, and excited for another great year!

British Columbia

Coordinator:

Roly Worsfold

2016 is here!!! I wish everyone all the best of health and happiness in the New Year.

Plans are underway for the British Columbia Scale Classic in July

15 - 17.

http://www.nwsam.org/uploads/7/4/8/8/7488280/2016_bcsc_poster.pdf

We have a new event in British Columbia!! August 13th and 14th, which will be the 20th year for the HIGH COUNTRY GIANT SCALE (old Big Bird).

https://www.rcflightdeck.com/event_details.cfm?event_id=5147

It's the first year that the event will have an option of being judged!! Both in static and flying!!! The scores will count towards the 'Best in the West' which is a NW Scale Aero-Modelers event in Wenatchee, WA. held September 8th through 11th, 2016.

The other regularly scheduled British Columbia Scale events are sure to happen at their regularly scheduled months and weekends.

I continue to work with the MAAC RC Scale committee which has developed the foundation for a healthy Scale program which aligns with the rest of the world's Scale Organization guidelines.

I'm looking forward to seeing you on the flight line this year.



High Country Flyers - site of the 'High Country Giant Scale' event.



My 1/3 Balsa USA DVII is coming along nicely. The fuselage is almost done and the lower wings have been cover in Balsa USA Lozengtex. It's in the detail stage; this is the part of the build I enjoy the most!



Alberta
Coordinator:
Scott Crosby

Hello from snowy and cold (-20) Alberta! Building season is in full swing and the balsa dust is thick as fog in some basements and shops. Winter flying days are few and far between up here so our only outlet is to build, build, and build.

Recently I had the opportunity to go see an amazing 1/3 Tiger Moth. The builder, Don Hehr, has worked on this model for several years and the end product is simply stunning. Don is an accomplished machinist and has hand made all of the little metal and brass bits for this 41lb Zenoah G62 powered model. The model was scratch built from full size plans and is structurally accurate to the full size aircraft. Don did not skip any steps as even the covering is hand stitch down to the ribs! Well done Don!



Last weekend my 2 year old son, Mathew, and I went to the Western Canada Aviation Museum here in Edmonton. This museum is housed in an original BCATP WW2 hanger and is loaded with aircraft from Canada's glorious aviation past! Of course Mathew was drawn almost immediately to the Tiger Moth.....



The contest schedules have yet to be determined, but I am hoping for at least a few Scale Fun Fly/Scale Competition events to be announced by clubs. I will keep you posted!

I hope this newsletter finds you and yours safe healthy and happy during this wonderful holiday season! Happy Christmas from all of us!!!!



~ Build Thread ~

Hanger 9 20cc F4U-1a Corsair

By: Tom Strom

Hello everyone! I wanted to share a quick and easy build thread on the Hanger 9 20cc F4U-1a Corsair. As popular as the Pro-Am classes seem to be, I wanted to just run down what I feel are some quick and easy tips for dressing up an otherwise basic ARF. I started out with the ARF, and decided to drop in the Valley View RC 21cc Low Profile engine. This fit very nicely inside the spacious radial cowl and provided plenty of power for what would turn out to be a 13.5 pound airplane. Prop of choice was the 17x6 Xoar WWII prop, which looks nice on these airframes. Radio gear was Hitec HS485HB servos on rudder, ailerons, and flaps. HS645MG servo was used for elevator, HS225MG on throttle, and an HS85BB for the choke. I had to modify the radio compartment in order to make everything work as I wanted, and you can see the mods in one of the photos accompanying this article. I used

Futaba HD Switches, Turnigy Nano Tech 3000mah LiFe for RX, and Turnigy Nano Tech 1450mah LiFe for ignition. Futaba 10CG 2.4, and Futaba R6008HS RX was used for guidance. I used the EFlite retracts and scale struts as described in the manual, but painted the struts, and wheel hubs and caps the scale color of white used on this model of Corsair. Found a pilot bust that best represented pacific theater pilots of that time period, and went with a photo instrument panel instead of the stock decal. You can see from the pictures how much of a difference this easy modification makes. Also for the dummy radial, I added no details other than a simple paint job, with some silver highlights dry brushed on and sealed with Top Flite flat clear. I then hand brushed on the markings from Pappy Boyington's Lucybelle with a brush and Testor's Model Master flat white. Hope you like the end result! The photos are from the test flight and before final markings for Pappy's airplane were applied. I hope to share a very similar build of the Hangar 9 P-40B .50 ARF in the next newsletter, so keep an eye out for that! Until then, happy building!



~ Northwest Scale Aero-Modelers Newsletter ~

Volume 6, Issue 1 Jan-Mar 2016

Page 6

~ Northwest Scale Aero-Modelers Staff ~

Director: Mike Ingram

Vice Director: Paul Fleming

Membership/Treasurer: Terri Ingram

Head Judge: Doug MacMillan

Marketing: Gus Phillips

Newsletter Editor: Tom Strom Jr.

~ Happy Flying Everyone! ~

Upcoming in the next issue;

More great scale event results and photos

District News

Member Spotlight

Build Threads

