



Reg. # _____

NAME: _____

Event: _____

NOTES TO JUDGES

This form is intended to accomplish the following aims:

- A) Promote scoring consistency among a wide assortment of replicated aircraft.
- B) Benefit the contestant with a specific and meaningful critique of the model, giving direction for future improvements.

In scoring each box proceed as follows:

Highlight areas of mismatch on the diagram at right.

- 1) Ask yourself "Is this item Outstanding (the best of the best)?" Does the model match the documentation exactly (no deviations)? If so, enter a 10 in the box for that group and proceed to next box.

- 2) If not, ask yourself "What is missing or different that degrades it from being Outstanding?" Briefly note each discrepancy in the Comments and mark the diagram at right at the location of the discrepancy.

- 3) Deduct in 1/2 point increments corresponding to the severity of the noted defect (Refer to Judges Guide for additional details)

- 4) Subtract the total discrepancy points for each box from maximum points - enter the total points earned in the box.

Remember that an over-generous mark in even one box creates unfairness. It is unfair to everyone, even the recipient. A logical and honest mark is essential to every contestant and the well being of our sport.

COMMENTS: _____

ACCURACY OF OUTLINE

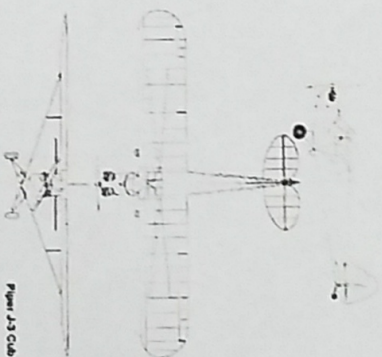


Figure 1-3 CUB

Guide for noting mismatches

Comments: _____

WINGS	OUTSTANDING 10 EXCELLENT 9 GOOD 7-8 FAIR 0-6	
FUSELAGE	OUTSTANDING 10 EXCELLENT 9 GOOD 7-8 FAIR 0-6	
TAIL GROUP	OUTSTANDING 10 EXCELLENT 9 GOOD 7-8 FAIR 0-6	
LANDING GEAR (Max 5 points) (Craftsmanship Only)	OUTSTANDING 10 EXCELLENT 9 GOOD 7-8 FAIR 0-6	
TOTAL	Max 40 points	



Reg. # _____

NAME: _____

Event: _____

NOTES TO JUDGES

This form is intended to accomplish the following aims:

- A) Promote scoring consistency among a wide assortment of replicated aircraft.
- B) Benefit the contestant with a specific and meaningful critique of the model, giving direction for future improvements.

In scoring each box proceed as follows:

Highlight areas of mismatch on the diagram at right.

- 1) Ask yourself "Is this item Outstanding (the best of the best)?" Does the model match the documentation exactly (no deviations)? If so, enter a 10 in the box for that group and proceed to next box.

- 2) If not, ask yourself "What is missing or different that degrades it from being Outstanding?" Briefly note each discrepancy in the Comments and mark the diagram at right at the location of the discrepancy.

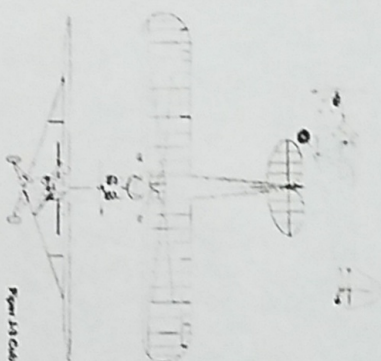
- 3) Deduct in 1/2 point increments corresponding to the severity of the noted defect (Refer to Judges Guide for additional details).

- 4) Subtract the total discrepancy points for each box from maximum points - enter the total points earned in the box.

Remember that an over-generous mark in even one box creates unfairness. It is unfair to everyone, even the recipient. A logical and honest mark is essential to every contestant and the well being of our sport.

COMMENTS: _____

CRAFTSMANSHIP



Guide for noting mismatches

Comments: _____

WINGS	OUTSTANDING 10 EXCELLENT 9 GOOD 7-8 FAIR 0-6	
FUSELAGE	OUTSTANDING 10 EXCELLENT 9 GOOD 7-8 FAIR 0-6	
TAIL GROUP	OUTSTANDING 10 EXCELLENT 9 GOOD 7-8 FAIR 0-6	
LANDING GEAR (Max 5 points) (Craftsmanship Only)	OUTSTANDING 5 EXCELLENT 4 GOOD 2-3 FAIR 0-1	
TOTAL	Max 35 points	



Reg. # _____

NAME: _____

Event: _____

NOTES TO JUDGES

This form is intended to accomplish the following aims:

- A) Promote scoring consistency among a wide assortment of replicated aircraft.
- B) Benefit the contestant with a specific and meaningful critique of the model, giving direction for future improvements.

In scoring each box proceed as follows:

Highlight areas of mismatch on the diagram at right.

- 1) Ask yourself "Is this item Outstanding (the best of the best)?" Does the model match the documentation exactly (no deviations)? If so, enter a 10 in the box for that group and proceed to next box.

- 2) If not, ask yourself "What is missing or different that degrades it from being Outstanding?" Briefly note each discrepancy in the Comments and mark the diagram at right at the location of the discrepancy.

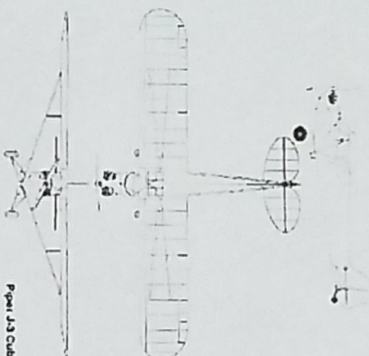
- 3) Deduct in 1/2 point increments corresponding to the severity of the noted defect (Refer to Judges Guide for additional details).

- 4) Subtract the total discrepancy points for each box from maximum points - enter the total points earned in the box.

Remember that an over-generous mark in even one box creates unfairness. It is unfair to everyone, even the recipient. A logical and honest mark is essential to every contestant and the well being of our sport.

COMMENTS: _____

FINISH COLOR AND MARKINGS



Guide for noting mismatches

Comments: _____

FINISH	OUTSTANDING 10 EXCELLENT 9 GOOD 7-8 FAIR 0-6	
COLORS (Max 5 points)	OUTSTANDING 5 EXCELLENT 4 GOOD 2-3 FAIR 0-1	
MARKINGS	OUTSTANDING 10 EXCELLENT 9 GOOD 7-8 FAIR 0-6	

TOTAL

**Max 25
points**

Comments: _____

Reg # _____

NAME _____

Event: _____



ProAm Static

Contestant must provide some form of documentation proving that his/her entry is an example of a full size man carrying aircraft.

If there is no documentation, the static score will be zero.

AIRCRAFT: _____

Score: Five Points or Zero (circle)

Judge Signature _____
